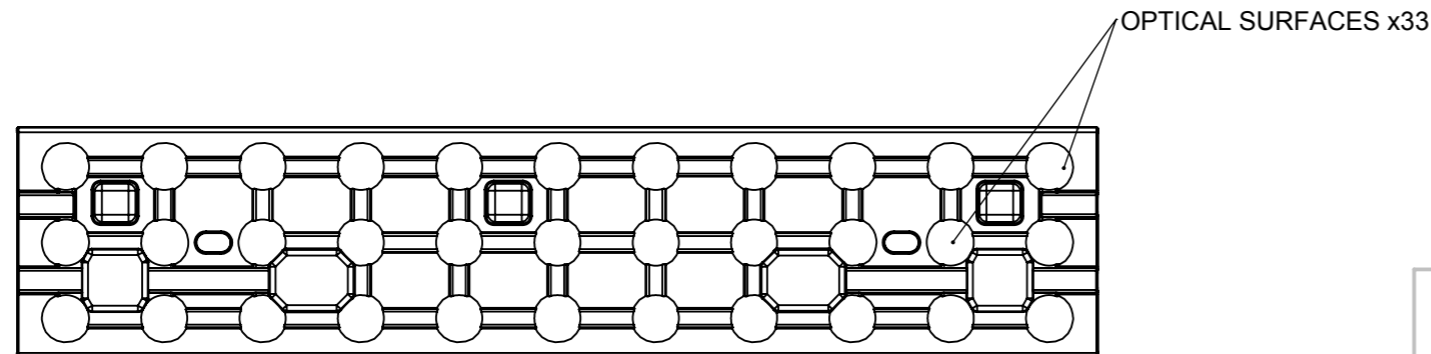
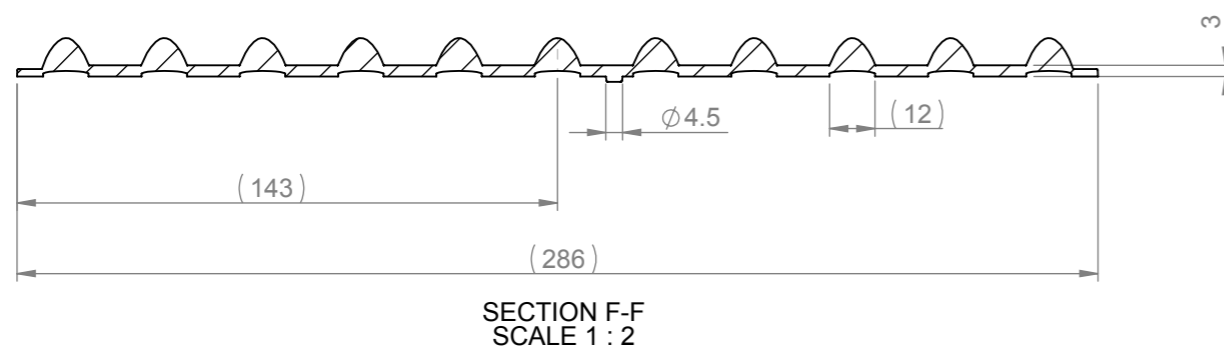
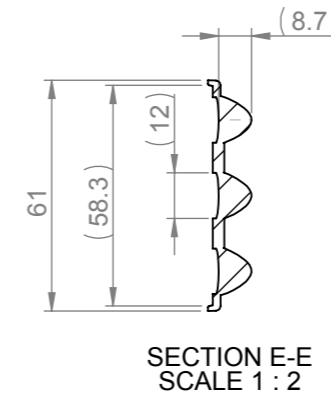
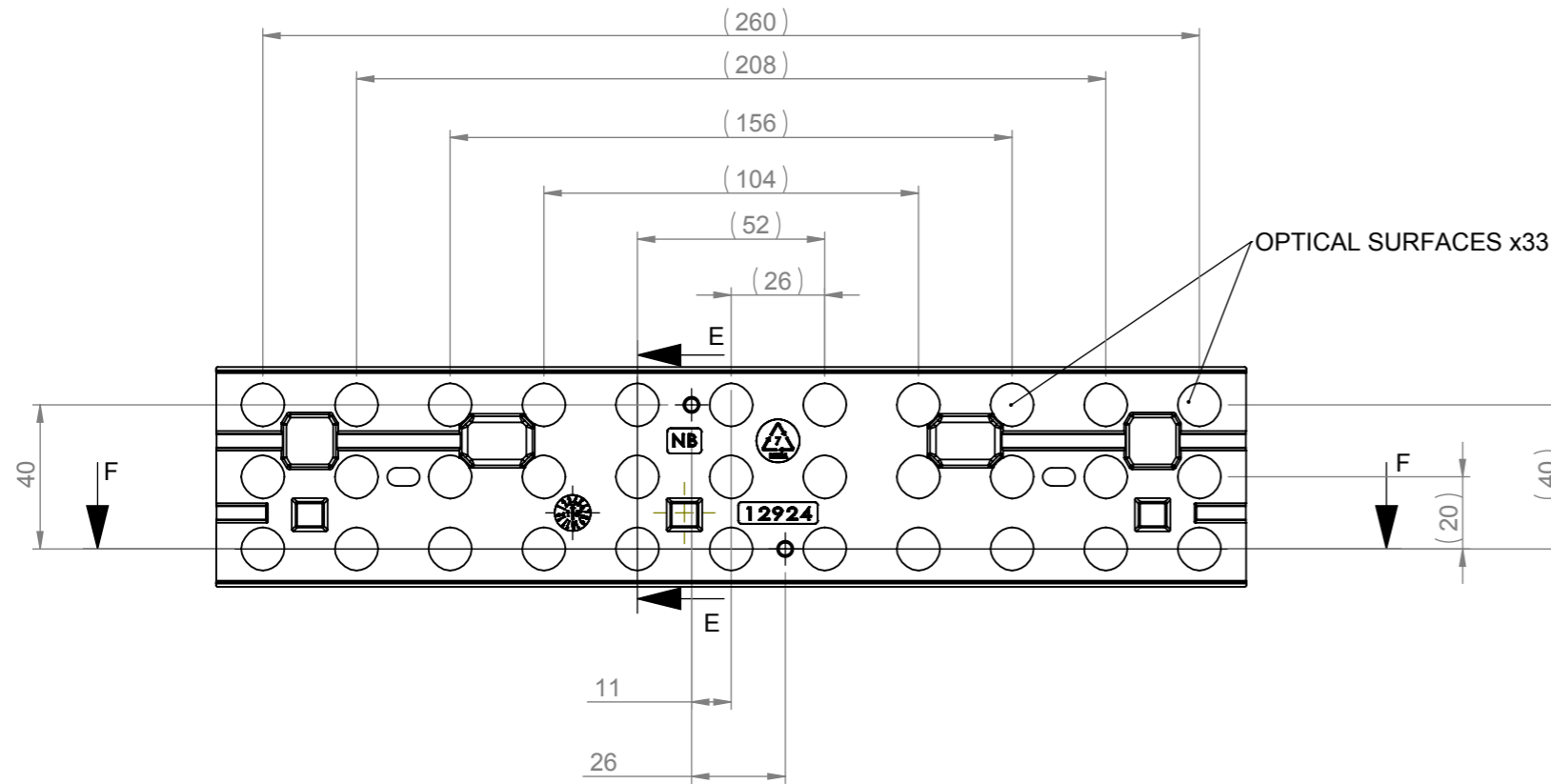


CUSTOMER DRAWING

REVISIONS			
REV.	D.C.N NUMBER	DESCRIPTION	DATE
D1		FIRST ISSUE	27/03/15
D2	1404	[NB] MOVED - TOOLMAKER REQUEST. P.SUTTON	09/04/2015
D3	1431	CONNECTOR BOX TEXTURE MODS. P.SUTTON	16/07/2015
1	1434	FUSEBOX ADDITION & PROD RELEASE. PJS	10/09/2015
2	ECN1526	CENTRAL FUSEBOX ADDED. P.SUTTON	11/01/2017



NOTES:

- 1 - MATERIAL: PMMA
- 2 - FINISH:
OPTICAL SURFACES ARE OPTICALLY POLISHED TO SPI-A1
- 3 - OVERALL PART THICKNESS = SEE 3D FILE
- 4 - GENERAL DRAFT 2°
- 5 - GENERAL FILLET 0.25MM
- 6 - DIMENSIONS IN BRACKETS ARE FOR INFORMATION ONLY AND NOT FOR INSPECTION

SHEET 2 OF 2

<p>Unit 6-7 Faraday Road Rabans Lane Industrial Area, Aylesbury, HP19 8RY, UK. Tel: +44(0) 01753 575 011 sales@carclo-optics.com www.carclo-optics.com</p>		Title		Mid-Power Array Narrow Beam - Symmetrical Flange			
		Drawn by	B.Bercof	Customer	CARCLO OPTICS	Scale	1:2
THIRD ANGLE PROJECTION	TOLERANCE ACCORDING TO NORM: DIN 16742 Tol Group TG6	CARCLO Optics CONFIDENTIAL: UNAUTHORISED COPYING, DISCUSSION & DISTRIBUTION PROHIBITED		DIMENSION IN mm		Format Size	A3
		CAD File	12924_Rev-2_NB_SBoard				
		Part N°	12924	RFQ N°	000297		